

# Sendai Multicultural Center News

## Disposing of Bulky Waste



When moving homes or to another country, you might find you're left with a lot of items to dispose of.

Items such as large pieces of furniture must be disposed of as 'bulky waste.' In addition you'll also need to know about how to dispose of items such as televisions, refrigerators, and other large home appliances.

### What is bulky waste?

Bulky waste is items which measure more than 30 centimeters and weigh up to 100 kg.

Ex. Sofa/couches, beds, storage cases, etc.

Things to be careful of

- ※ The days that bulky waste are collected are predetermined. When applying to have bulky waste collected it cannot be collected immediately. It's best to apply at the earliest point possible.
- ※ If you are moving or having a big clean out of your home and will be disposing of a large amount of garbage, you can apply to have the waste collected or take it to a waste disposal site on your own.

#### Disposal Sites (fee required)

Imaizumi Disposal Site	(022) 289-4671 Wakabayashi-ku, Imaizumi, Kamishinden 103
Kuzuoka Disposal Site	(022) 277-5399 Aoba-ku, Goroku, Kuzuoka 57-1

### What should I do if I am unsure of how to separate and dispose of waste?


- You can confirm how to by checking the City of Sendai issued "Guide for Sorting Recyclables and Waste and How to Put



Them Out for Collection" pamphlet. (Multilingual Versions Available)

Available Languages: English, Chinese, Korean, Vietnamese, Nepali (written alongside Japanese)

<https://www.city.sendai.jp/haiki-shido/kurashi/machi/genryo/gomi/wakekata/pamph.html>

- You can also check by using the 'Waste Sorting Guide by the 50 sounds' (Japanese lang. only). 
- Waste Separation (3R) Sendai Edition (Available in Japanese and English)

Can look up how to separate waste on the app and website. Also able to search for waste using the English alphabet.

#### ① App Version

Please search for "さんあーる" on the App Store or Google Play, and download.

#### ② Website Version

<https://manage.delight-system.com/threeR/web/init/sendaiishi>



- ※ See how to apply for bulky waste on Pg. 2

### Publications in Six Languages

In addition to English, we also have publications in Japanese / にほんご, Chinese / 中文, Korean / 한국어, Vietnamese / Tiếng Việt, and Nepali / नेपाली. They can also be viewed on our website, or found at the Sendai Multicultural Center.



# Sendai Multicultural Center

せんだいたぶんかきょうせい

## 仙台多文化共生センター



Opening Hours Daily 9:00 a.m. to 5:00 p.m. (Closed during the New Year's holidays and 1 to 2 days per month for maintenance)

Address Sendai International Center Conference Bldg. 1F, Aobayama, Aoba-ku, Sendai, 980-0856

TEL (022) 265 - 2471

FAX (022) 265 - 2472

Email [tabunka@sentia-sendai.jp](mailto:tabunka@sentia-sendai.jp)

URL <http://int.sentia-sendai.jp/e/exchange/>



### ■ Advice in foreign languages

We are able to give advice in many languages for daily-life troubles or problems. Please call the Interpretation Support Hotline on (022) 224-1919

Languages available: English, Chinese, Korean, Vietnamese, Nepali, Tagalog, Thai, Portuguese, Spanish, Russian, Indonesian, Italian, French, German, Malay, Khmer, Burmese, Mongolian, Sinhala

### ■ Other Services

We have lecture rooms, a children's playroom, a bulletin board, and book rental. We also have spaces for interaction and information on citizen activities.

## Specialist Consultations for Foreign Residents

We periodically hold specialist consultations with lawyers, administrative scriveners and so on. If there are matters that are affecting your life in Sendai, please feel free to have a consultation. Consultations are confidential, and are limited to 30 minutes per person. Consultations are held from 1:00 p.m. to 4:00 p.m.

You can check the consultation dates on our website.  
<http://int.sentia-sendai.jp/e/exchange/consultation.html>



Administrative Scrivener	Lawyer	Labour Bureau	Immigration Bureau	Tax Accountant

Editing and Publishing: Sendai Tourism, Convention and International Association (SenTIA), International Relations Department

The Sendai Multicultural Center is commissioned by the City of Sendai and managed by SenTIA

Published November 2021

## Notices

### ① Our CIRs have created a video about how to dispose of bulky waste.

The video created by the CIRs is aimed at foreign residents who do not know how to dispose of bulky waste. You can see it on the City of Sendai's official YouTube channel.

It has an easy-to-understand explanation in English about preparations that should be made beforehand, as well as about the process of applying by telephone. Please have a look at the video.


If you call the Interpretation Support Hotline at (022) 224-1919, you can receive support when applying in languages other than Japanese. The Multicultural Center staff can also give help to those who want to apply using Japanese.

If you are having difficulty understanding anything about how to dispose of bulky waste, please consult the video and this news issue, or contact the Multicultural Center.

YouTube Channel: Sendai Tube  
 Title: Guide on How to Dispose of Bulky Waste in Sendai City  
<https://youtu.be/jWKQGHq5IRI>



### ② 【Restarted】 Giveaway of old books, magazines, and newspapers



The book giveaway, which was postponed in order to stop the spread of COVID-19, has been restarted. Books, as well as overseas newspapers and magazines past their retention period will be given away for free. You can come and pick them up whenever the Multicultural Center is open, so please come by.

There will be alcohol-based sanitizer next to the giveaway area. If there are many people looking at the same time, you may be asked to wait.

Location	Sendai Multicultural Center Lobby
Time	Daily 9:00 a.m. – 5:00 p.m. (Closed for New Year holidays and 1 - 2 days per month for maintenance.)
Notes / Warnings	<ul style="list-style-type: none"> <li>※ We do not offer bags to carry the books. Please bring your own.</li> <li>※ This service is not to be used for financial profit. Reselling of items is prohibited.</li> </ul>

## Advisor Corner “Differences in Waste Disposal”

### Thoughts and experiences from advisors on this issue's theme

Before moving to Japan, I never gave very much thought to the garbage that I put in the trash can every day. I did my best to recycle newspapers and aluminum cans, and tried not to be too wasteful, although to be honest if I wanted to I could have just thrown everything in the same bag.

This naïve way of thinking changed when I made my way out to the land of the rising sun and got a look at the guide for how to sort recyclables and waste made by the City of Sendai. No longer was I able to simply toss whatever in the garbage without a second thought; the simple act of getting rid of waste became a type of mental exercise that certainly caused me some wonderful culture shock.

Batteries, cooking oil, electronic equipment, candy bar wrappers, diapers. Each had a

different, hard-to-remember method of disposal. It made me wonder just how long it would take for me to remember everything written in the guide. But as I saw fellow citizens at my apartment, work place, and restaurants doing their best for the environment, I gained the courage to overcome the difficulty of separating garbage in Sendai.

I was able to gradually absorb the required knowledge while referring to the guide while throwing away my waste, eventually coming to master sorting everything after many months. While it's enough information to make your head spin at first, I'm sure that those reading this article will also be able to remember everything if they give it their best.

(Advisor T)

## How to apply for bulky waste collection

### 1. Make an application to the Bulky Waste Reception Center

#### ① Application by telephone

Call after measuring the size (length, width, height) of the waste. The operator will then tell you the collection date, collection fee, and any additional preparations that you may need to make (application number, location to leave the bulky waste, etc.).

Telephone	(022) 716-5301
Operating Days	Mon.-Fri.
Operating Hours	9:00 a.m. - 5:00 p.m.

※ Operates on National holidays, closed on Weekends.

#### ② Online Application (Japanese text only)

<https://www.sendai-sodai.jp/eco/view/sendai/top.html>



#### 【Cautions】

Only certain items can be applied for online. Please confirm them on the website. Information about pickup date, fee payment, and preparation required for pickup is also written there. Please be sure to read this information carefully before applying. Waste may not be collected if there are errors during this process.



### 2. Pay the fee

Please purchase the "Bulky Waste Disposal Fee Prepaid Label" (sticker) at stores that display a sign as shown on the top-right, such as a convenience store, for the amount you were told when you applied for pickup.

※ The "Bulky Waste Disposal Fee Prepaid Label" cannot be refunded or reissued.

### 3. Put out the waste for collection

Please write your application number on the "Bulky Waste Disposal Fee Prepaid Label." Stick it in a place on the bulky waste where it can be easily seen. Put your bulky waste out by 8:30 a.m. on the morning of the pickup day at the appointed place you were told when you applied for pickup.

※ If there is no application number written on the sticker, the waste will not be collected.

※ Costs for disposal differ from item to item. Make sure to confirm the correct cost for disposal at the time of application.

## Items that are not bulky waste

Home appliances such as televisions, refrigerators, air conditioners, and washing machines etc. are not bulky waste.

They must be collected for recycling by manufacturers. There is a fee for transportation and recycling of such items. (Stipulated by law.)

### Where to apply:


- ① The retailer that you bought the appliance from or are buying its replacement from.
- ② If you do not know where the item was purchased, you can have it collected by Sendai City licensed waste haulers

※ Computers are also not bulky waste. Confirm how to dispose of the item with the manufacturer. You can also contact Sendai City licensed waste haulers if you are unsure of the make of the computer.

※ Sendai City licensed waste haulers differ by ward of residence. Please see the back page of the 'Guide for Sorting Recyclables and Waste and How to Put Them Out for Collection' pamphlet below for details.

## Information about how to sort and put out waste for collection:

- Check the pamphlet  
City of Sendai 'Guide for Sorting Recyclables and Waste, and How to Put Them Out for Collection'



- Watch a video to learn about waste and recycling rules (YouTube)

- ① Sendai City Coordinator for International Relations (CIR) : How to Dispose of Bulky Waste

See 'Notices' to the right for details.



- ② City of Sendai : Do you know about the waste disposal rules?  
<https://youtu.be/0ihlcfp-eEs>



- When you need language support

Please call the Sendai Multicultural Center Interpretation Support Hotline on (022) 224-1919. They can assist with the application process.